




*FARM BIN GRAIN UNLOADING SYSTEMS*



# HARVEST-TIME<sup>®</sup> Sweep &

Brock's HARVEST-TIME<sup>®</sup> Bin Unloading System is *Different by Design*: it's a "two for one" system. This means that you get an under-floor tube and flight conveyor combined with a floor sweep – all economically driven by a single electric motor. With Brock's HARVEST-TIME Unloading System, you can choose the components that best suit your needs:

- ◆ The smooth-working HARVEST-TIME Unloader and Power Sweep combination can be operated from outside the bin, or ...
- ◆ The HARVEST-TIME Unloader can be used with a center pivot to connect to an existing portable sweep.

## *An Innovative Unloading Auger System*



Replaceable auger flight tip in the center well hopper is standard and includes a 10-gauge flight-edge wear strip.



Easy gearbox access aids inspection and service.



Integral control rod guides are included as standard equipment.




Hinged belt guard cover for ease of maintenance. Hole cut-out on power head facilitates easy motor change-out.



All slide gates are supported by proven, wear-resistant Nylatron<sup>®</sup> rollers designed to hold their round shape.



Heavy-gauge auger flight can be removed and reinstalled even with a full bin.




Power heads for unloading system include incline or horizontal units.



Both the 8- and 10-inch (203- and 254-mm) auger systems fit under Brock's low height aeration floors in farm grain bins ranging from 15 to 48 feet (4.6 to 14.6 m) in diameter.

# Unloading Auger System



Power sweep can remain in the bin even when the bin is full of grain – saves the time and avoids the hassle of removing and re-installing the sweep.

## A Rugged Sweep with a Reliable Reputation



A simple shift mechanism is located outside of the bin to engage the sweep and to eliminate the need to enter the bin for sweep operation.



Sweep drive gearbox has internal shifting mechanism to engage sweep.



Solid rubber sweep drive wheel with 10:1 speed reduction minimizes wear on wheel and bin floor.




One motor on the exterior powers both the sweep and the bin unloading auger through rugged, reliable gearboxes – no extra chains, belts, or wiring required.



Heavy, high-angle sweep backboard construction.




Discharge well controls are conveniently located with sweep controls.



# SYSTEM SPECIFICATIONS

## DISCHARGE DISTANCES

For All Bin Unloading Configurations



Bin Diameter		Tube Distance "A"		Horizontal Distance "B"		Incline Distance "B"		Horizontal Distance to Center of Bin "C"		Incline Distance to Center of Bin "C"		No. of Intermediate Wells	8-inch / 20-cm System Horsepower Requirements*		10-inch / 25-cm System Horsepower Requirements*	
FT	M	INCHES	MM	INCHES	MM	INCHES	MM	INCHES	MM	INCHES	MM		Horizontal	Inclined	Horizontal	Inclined
15	4.6	23.5	597	45.5	1156	90	2286	135.5	3442	180	4572	1	3	5	5	5
18	5.5	23.5	597	45.5	1156	90	2286	153.5	3899	198	5029	1	3	5	5	7.5
21	6.4	23.5	597	45.5	1156	90	2286	171.5	4356	216	5486	2	5	7.5	7.5	7.5
24	7.3	23.5	597	45.5	1156	90	2286	189.5	4813	234	5944	2	5	7.5	7.5	10
27	8.2	23.5	597	45.5	1156	90	2286	207.5	5271	252	6401	2	5	7.5	7.5	10
30	9.1	23.5	597	45.5	1156	90	2286	225.5	5728	270	6858	2	5	7.5	7.5	10
33	10.1	23.5	597	45.5	1156	90	2286	243.5	6185	288	7315	3	5	7.5	7.5	10
36	11.0	23.5	597	45.5	1156	90	2286	261.5	6642	306	7830	3	5	7.5	10	15
42	12.8	23.5	597	45.5	1156	90	2286	297.5	7557	342	8687	4	7.5	10	10	15
48	14.6	29.5	749	51.5	1308	96	2438	339.5	8623	384	9754	4	7.5	10	10	15
54	16.5	29.5	749	51.5	1308	96	2438	375.5	9538	420	10668	4	10	15	15	20
60	18.3	29.5	749	51.5	1308	96	2438	411.5	10452	456	11582	4	10	15	15	20

\*Electric horsepower requirements are based on 60 Hz motor and whole #2 corn at 15% moisture content.

Model	Capacity Range (Bushels per Hour)	(Metric Tons per Hour)
8-inch (203-mm) Auger System	2,500 - 3,000	65 - 75
10-inch (254-mm) Auger System with Sweep System engaged	3,000 - 3,500	75 - 90
10-inch (254-mm) Auger System with Sweep System disengaged	4,000 - 4,500	100 - 115

In the pursuit of LEADERSHIP THROUGH INNOVATION®, Brock reserves the right to change specifications without prior notice.



**Brock Grain Systems**  
**Chore-Time Brock International**  
 Divisions of CTB, Inc.  
 Milford, IN • Kansas City, MO • Frankfort, IN  
 Phone: 574.658.4191 or +1.574.658.9323 (International)  
 Internet: [www.brockgrain.com](http://www.brockgrain.com) or [www.ctbworld.com](http://www.ctbworld.com)  
 E-mail: [brock@brockgrain.com](mailto:brock@brockgrain.com)